



FOR VISUAL READERS
TOON BOOKS[®]

Lesson Plan for *Jack and the Box*
 by Art Spiegelman

CONCEIVED BY PETER GUTIERREZ

Overview	On the surface, <i>Jack and the Box</i> is a simple story about a boy and his new toy, but there's a lot going on here. The way Jack feels about the toy changes dramatically over the course of the story, and it speaks to how we all feel about new experiences. You will explore this theme and teach your students about how all stories use theme.
Subject	English Language Arts
Grade Level	K-2nd grade
Suggested Time	45 minutes
Materials	Pens, pencils, notebook paper.
Objectives	Students will learn about theme and how to identify it in a story. They will listen to a read aloud, discuss a new concept with their partners, and write an opinion piece on this book and its theme.
Before Reading	What is theme? Open the floor to discussion in order to activate your students' prior knowledge. Theme is the message that the author is trying to convey to the reader. How do you know what the theme of a story is? One way you might know is if characters learned a lesson or there was a lesson for the reader in what happened to the characters during the story. There are often multiple themes in any given story. If you have evidence for why you think something is a theme, then you are right – it's a theme!
During Reading	<p>Preview the book with students, drawing attention to the graphic format. You may even want to make explicit <i>Jack and the Box's</i> lack of non-dialogue text by contrasting it with another book (graphic or not) in a side-by-side manner. Explain to students that they themselves will be able to act as the storyteller or narrator.</p> <p>Model the process by using the splash page and saying, "If I were telling this story, I could say, 'One day when they were all at home, Jack's parents surprised him with a present...'"</p> <p>When you are finished reading, have students Turn and Talk to their partners. Discuss: What is the theme of the story you read aloud today, <i>Jack and the Box</i>? Prompt their thinking about the theme of today's book with questions such as: Does Jack's reaction to his toy change over the course of the story? What emotion does a Jack-in-the-box normally inspire? What other things can inspire similar emotions?</p>
After Reading:	Now that you have read through <i>Jack and the Box</i> ask students to identify the theme. Have students turn and talk with their partners to figure out what they think the theme is and why. Then have students write about the theme of this book. Why do they think this is the theme? Do they like the book? How would they play with a jack-in-the-box?

All images © and ™ 2008 TOON BOOKS/RAW Junior, LLC. All rights reserved.



Jack and the Box
 by Art Spiegelman




Hardcover ISBN: 978-0-9799238-3-8
 Guided Reading Level = G
 Lexile Level = 100



JACK AND THE BOX ACTIVITY SHEET

Name _____

In what order do these events take place in the story? Write the number 1 next to the first thing that happens, and 2, 3, and 4 next to the others in the correct order.



Choose the best word to say before each of the pictures then write the word at the beginning of each picture. Use each word only one time. **Then... First... Finally... Next...**

