

FOR VISUAL READERS
TOON BOOKS®

**Benjamin Bear
 in Fuzzy Thinking**

by Philippe Coudray


Hardcover ISBN: 978-1-935179-12-2

Paperback ISBN: 978-1-935179-25-2

Guided Reading Level = J

Lexile Level = GN 220

by Amy Lee,
 Educational Outreach



ELA COMMON CORE STANDARDS

KEY IDEAS AND DETAILS	
What kind of bear is Benjamin Bear? What are some of the things he likes to do and the places he likes to go? List specific examples.	RL.1.1, RL.2.1
Have students pick one of the short stories in Benjamin Bear and retell it in their own words.	RL.1.2, RL.2.2
Where are some of the places that Benjamin Bear goes? Have students list the different settings, describing how they are different from each other. Have students pick out several situations where Benjamin has to figure out how to fix something and explain what he did in response. In most of these stories, Benjamin Bear solves his problem in the last panel -- lead students through the panels of each story up to that point, and have them predict what he might do.	RL.1.3, RL.2.3

INTEGRATION OF KNOWLEDGE AND IDEAS	
In "At the store" on page 19, what does Benjamin do as he walks through the store? What happens to him? Why does the cashier weigh Benjamin Bear? Have students describe what happens in "Back to school" on page 30. What are the pictures in the thought bubbles? What is being shown in the second thought bubble?	RL.1.7, RL.2.7
Benjamin Bear is very big. When does this come in handy? His rabbit friend is very small. Have students find situations where the two work together to solve a problem.	RL.1.9, RL.2.9

CRAFT AND STRUCTURE	
In "At the store" on page 19, the clerk says, "A-HEM!" when Benjamin is checking out. What is the clerk feeling when he says it? How can you tell? In "Sunset" on page 20, two different things "go down" and "go away." What are these two things? Ask students if they have any ideas about why the author would use the same words.	RL.1.4, RL.2.4
Look at the story "The biggest fish" on page 27. Benjamin says that a shark takes up as much room as a whale. How is that true in this story? Is that true in real life? Have students pick any of the stories and then have them name the problem, the solution, and what Benjamin did to get from one to the other.	RL.1.5, RL.2.5
Explain to students how speech balloons work. In the story "Play with me" on page 16, who says, "Very well, and you?" Split students into groups of two and have them read aloud any story that has just Benjamin and the rabbit. Then switch off.	RL.1.6, RL.2.6

SPEAKING AND LISTENING / WRITING	
Ask students to recount their favorite part of the story. Ask them questions about the details of the story, and let other students ask questions as well.	SL.1.2, SL.1.3, SL.1.4, SL.1.6 SL.2.1, SL.2.3, SL.2.4, SL.2.6
Have students write an alternate ending to their favorite Benjamin Bear story. Have students exchange their ideas and comment on each others work. Allow them the opportunity to revise their work afterwards.	W.1.2, W.2.2, W.1.5, W.2.5

© and ™ 2012 RAW Junior & TOON Books. All rights reserved
 WWW.TOON-BOOKS.COM



FOR VISUAL READERS
TOON BOOKS®




Lesson Plan for *Benjamin Bear in Fuzzy Thinking*
 by Philippe Coudray

SUBMITTED BY J.D. HO

AUTHOR AND CHILDREN'S BOOK REVIEWER

Overview	The comic-book stories in "Benjamin Bear" by Philippe Coudray will tickle young readers' funny bones, and give teachers the opportunity to introduce varieties of humor, such as slapstick and incongruity.
Subject	English Language Arts
Grade Level	1-2
Objectives	Students will be able to recognize the unexpected outcomes of Benjamin Bear's unconventional logic through solving the puzzles in each story, while exploring different narrative possibilities.
Before Reading	<p>Look at single pictures and discuss the many possible narratives you could create for the image. For example, have students bring in a picture from a magazine, a photograph from home, or a drawing they've made. Have students construct the rest of the story. Ask students: What is happening in this picture? How do you know? What do you think will happen next? Discuss how the visual information we get can be the jumping off point for many different narratives.</p> <p>Have students then observe the cover of the book. What is strange about the picture? Why do you think the penguin is in the refrigerator? Why is it funny? Explain to students how the humor stems from an unexpected turn of events in the narrative, i.e. what happens next is not what we expected.</p>
During Reading	<p>1. A lot of the humor in these stories comes from the unexpected turns in the narrative. Discuss narrative possibilities after each panel. What do we expect to happen after panel one? Panel two? Is there more than one way the story could go?</p> <p>Examples: "To fly—or not" pg. 10, "The maze" pg. 14, "To jump—or not" pg. 17</p> <p>2. Talk about different points of view in "Painting (pg. 7)," "At the store (pg. 19)," and "The winner (pg. 23)." Why is it funny to compare how two characters react to the same situation?</p> <p>3. Talk about moments of slapstick, such as whomping the cow in "Painting (pg. 7)," Benjamin hitting the tree in "The winner (pg. 23)," snowball fights in "Do as you are told! (pg. 25)," or the baseball hitting the fox in "I want to play!" (pg. 28) Point out the physical comedy of the situation and have students compare with their own experiences.</p> <p>4. Talk about things that don't belong. Why is a bird nest on a bear stomach funny (in "A long nap," pg. 11)? Do you think the moon eats bear food ("The man in the moon," pg. 12)? Are there birds who live in the ocean under fishbowls ("Underwater," pg. 13)? Would you ever use your pet bunny as a dish towel ("Help your friends," pg. 15)? Explain to students the incongruity presented in each moment.</p>
After Reading:	<p>1. Hand out activity sheet, and have students order the panels of "The Long Nap" sequentially without any text in the word bubbles.</p> <p>2. Next, have students do a round robin comic where one student does the first panel, a 2nd student does the 2nd panel, and so on. How is the final narrative different from what the first illustrator envisioned?</p>

All images © and ™ 2008 TOON Books/RAW Junior, LLC. All rights reserved.



Benjamin Bear in Fuzzy Thinking

by Philippe Coudray

Hardcover ISBN: 978-1-935179-12-2

Paperback ISBN: 978-1-935179-25-2

Guided Reading Level = J

Lexile Level = GN 20





WWW.TOON-BOOKS.COM

BENJAMIN BEAR IN "FUZZY THINKING" ACTIVITY SHEET

Name: _____

Date: _____

Cut out each of the 5 "Benjamin Bear" panels below. Then, put them in the correct order and glue the complete comic strip onto a separate sheet of paper.



FOR VISUAL READERS
TOON BOOKS[®]

Benjamin Bear in Fuzzy Thinking
by Philippe Coudray

Hardcover ISBN: 978-1-935179-12-2

Paperback ISBN: 978-1-935179-25-2

WWW.TOON-BOOKS.COM