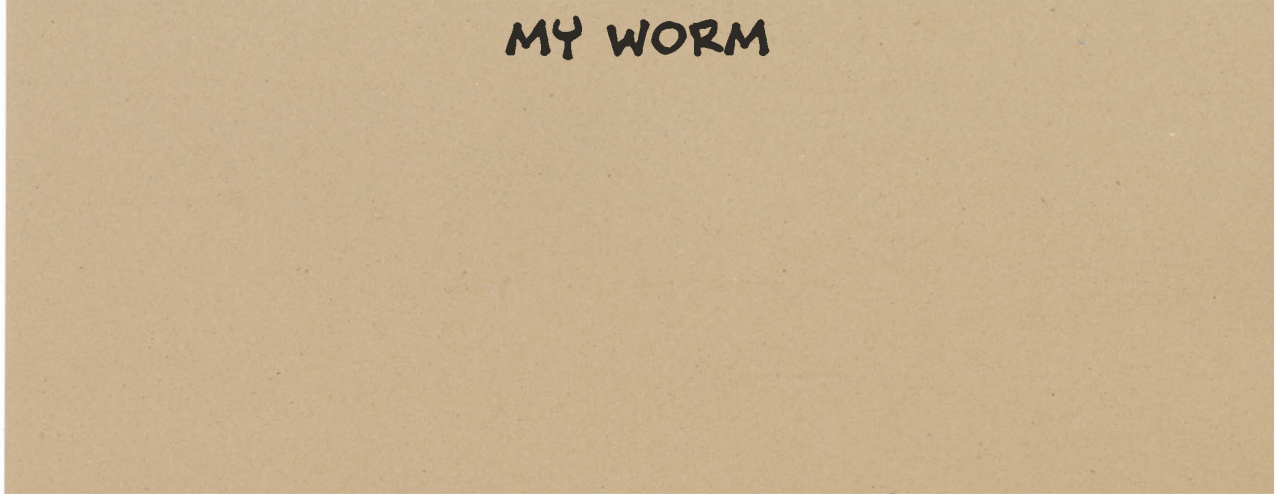



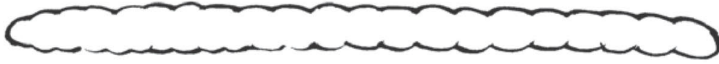



# WE DIG WORMS ACTIVITY SHEET

Name: \_\_\_\_\_

Date: \_\_\_\_\_

## YOU CAN DRAW A WORM MY WORM



-   
1. First, draw a wiggly line.
-   
2. Now draw an outline with bumps.
-   
3. Leave a flat area near one end.
-   
4. Add thin lines to show segments and shadows.
-   
5. Draw squiggly lines around your worm to show that it's moving.

FOR VISUAL READERS  
**TOON BOOKS**<sup>®</sup>

*We Dig Worms!*

by Kevin McCloskey

Hardcover ISBN: 978-1-935179-80-1

Guided Reading Level = L

Lexile Level = 340L

WWW.TOON-BOOKS.COM